

April 2018

CSU Channel Islands Impact Report



Channel Islands
CALIFORNIA STATE UNIVERSITY

California State University
Channel Islands
1 University Drive
Camarillo CA, 93012

www.csuci.edu



Executive Summary

The newest addition to the California State University system, California State University Channel Islands (CSUCI) opened in 2002 with 629 transfer students and welcomed its first freshmen class in fall 2003. Since that time, the University has grown and developed into one of the premier public universities not only in the Cal State system but also in the nation. In a commitment to diversity of opportunity for its students, the University offers an array of degrees and community and social activities. However, the economic and fiscal impact of the University on the communities it serves is an important but unexamined part of the whole impact of CSUCI.

For this report, Beacon Economics gathered or estimated spending in connection with CSUCI to address these and other questions about its economic and social impacts statewide. Beacon Economics determined the following key insights:



CSU Channel Islands gratefully acknowledges SAGE Publishing for sponsoring this economic impact study.

»» For the 2016-17 fiscal year, CSUCI generated \$517.2 million in economic output

throughout California, including \$296.8 million in Ventura County, of which \$228.7 million was in the cities adjacent to the university — Camarillo, Oxnard, Thousand Oaks and Ventura (the Local Area).

»» CSUCI supported nearly 3,800 jobs throughout California

including over 2,600 in Ventura County, of which over 2,000 were in the Local Area during fiscal year 2016-17.

»» Via these jobs, CSUCI generated \$193.2 million in labor income

at the state level, including \$100.4 million at the county level, of which \$76.8 million was in the Local Area.

»» CSUCI's student body is reflective of the County's demographics

with 48% of students identifying as Hispanic or Latino/a — reflective of Ventura County's overall demographic profile.

»» CSUCI received over \$4.6 million in faculty research awards

during the 2016-17 fiscal year, which funded research projects eliciting substantial CSUCI student involvement.



California High-Level Findings

Impact Type	Employment	Labor Income	Output
Direct Effect*	2,400	\$112,235,000	\$284,590,000
Indirect Effect*	570	\$36,695,000	\$103,176,000
Induced Effect*	800	\$44,256,000	\$129,421,000
Total Effect	3,770	\$193,186,000	\$517,186,000

Ventura County High-Level Findings

Impact Type	Employment	Labor Income	Output
Direct Effect	1,840	\$64,740,000	\$190,463,000
Indirect Effect	390	\$18,533,000	\$53,708,000
Induced Effect	380	\$17,163,000	\$52,617,000
Total Effect	2,610	\$100,436,000	\$296,788,000

Local Area High-Level Findings

Impact Type	Employment	Labor Income	Output
Direct Effect	1,470	\$50,232,000	\$150,087,000
Indirect Effect	280	\$13,548,000	\$39,145,000
Induced Effect	290	\$13,017,000	\$39,506,000
Total Effect	2,040	\$76,797,000	\$228,738,000

* See appendix for definitions of Direct Effect, Indirect Effect, and Induced Effect



Introduction

The newest addition to the California State University system, California State University Channel Islands (CSUCI) opened in 2002 with 629 transfer students and welcomed its first freshmen class in fall 2003. Since that time, the University has grown and developed into one of the premier public universities not only in the Cal State system but also in the nation. Indeed, in its 2018 ranking, U.S. News & World Report listed CSUCI as the 18th highest-ranked public university in the western United States.¹ Moreover, CSUCI was ranked 18th of over 1,300 schools in CollegeNET's Social Mobility Index in 2017.² In a commitment to inclusive excellence of opportunity for its students, the University offers an array of degrees and community and social activities.

¹ "Best Colleges 2018 — U.S. News and World Report." Top Public Schools — Regional Universities West — U.S. News and World Report, www.usnews.com/best-colleges/rankings/regional-universities-west/top-public.

CSUCI's commitment to student life may be apparent to a casual observer, particularly in Ventura County, but what is not as apparent is the importance of the University to the local, regional and even state economy. How many jobs does CSUCI support? How has it increased the economic output of nearby cities, the county and state? For this report, Beacon Economics gathered or estimated spending in connection with CSUCI to address these and other questions about its economic impact statewide.

Using University-related expenditure data for the 2016-17 fiscal year, this analysis measured the amount of economic activity generated by CSUCI in:

- 1. The economy of the State of California**
- 2. The economy of the County of Ventura**
- 3. The economy of the Local Area**
which refers to the cities of Camarillo, Oxnard, Thousand Oaks and Ventura

² The Social Mobility Index measures the extent to which a college or university educates more economically disadvantaged students at lower tuition, so they can graduate and obtain good-paying jobs. "2017 Social Mobility Index." CollegeNET, <http://www.socialmobilityindex.org/>.

For each of these three regional economies, Beacon Economics estimated three types of economic impacts:

- 1. **Direct Impacts: Total CSUCI-related expenditures for the 2016-17 fiscal year**
- 2. **Indirect Impacts: The secondary, supply chain-related spending by businesses or organizations that was caused by the Direct Impacts**
- 3. **Induced Impacts: Individuals' secondary, employment- and household-related spending caused by the Direct Impacts**

For the economic impact analysis, Beacon Economics examined three primary economic indicators:

- 1. **Employment: The number of full-time-equivalent jobs supported***
- 2. **Labor Income: All forms of employment income, including wages and benefits**
- 3. **Output: The total dollar value of industry production (final goods and services)**

In addition to these economic impacts, Beacon Economics estimated the fiscal impact of CSUCI on each region, or the estimated total tax revenue generated by CSUCI's direct spending and the secondary spending it generated.

Finally, Beacon Economics determined the social impact of CSUCI on the community it serves. This social impact section explores matters relating to CSUCI's:

- **Impact on local demographic indicators such as educational attainment**
- **Internship and research opportunities for students**
- **Racial and ethnic diversity**

Following the social impacts section are concluding remarks and an Appendix.

The framework of this analysis is summarized as follows:

- 1. **CSU Channel Islands' Direct Impacts**
- 2. **CSU Channel Islands' Secondary Impacts (Indirect and Induced)**
- 3. **CSU Channel Islands' Social Impacts**
- 4. **Concluding Remarks**
- 5. **Appendix**

* Full-time-equivalent jobs (also known as full-time-equivalent employment, or FTE) is a metric defined by the Bureau of Economic Analysis and is used to estimate job creation that accounts for both full- and part-time jobs. It is defined as total hours worked divided by the average annual hours worked in a full-time capacity.



CSU Channel Islands' Direct Impacts

California State University Channel Islands had sizable direct economic impacts on the economies of California, Ventura County and the Local Area in the 2016-17 fiscal year. Direct impacts result from CSUCI's expenditures during the fiscal year in six primary categories: operations, capital improvements, employee wages, student expenditures, visitor expenditures and spending related to research and development.

High Level Findings

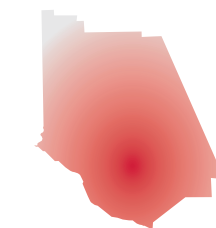
Based on its expenditures for the 2016-17 fiscal year, CSUCI's *direct impact*:



Supported **2,400 jobs**, generated **\$112.2 million in labor income**, and spurred **\$284.6 million in output in California**



Supported well **over 1,800 jobs**, generated **\$64.7 million in labor income**, and spurred **\$190.5 million in output in Ventura County**



Supported nearly **1,500 jobs**, generated **\$50.2 million in labor income**, and spurred **\$150.1 million in output in the Local Area**

Direct Impacts
by region

Impact Type	California	Ventura County	Local Area
Employment	2,400	1,840	1,470
Labor Income	\$112,235,000	\$64,740,000	\$50,232,000
Output	\$284,590,000	\$190,463,000	\$150,087,000

These high-level direct spending figures can be broken out into their categorical components, as detailed in the Appendix.

Operational Expenditures

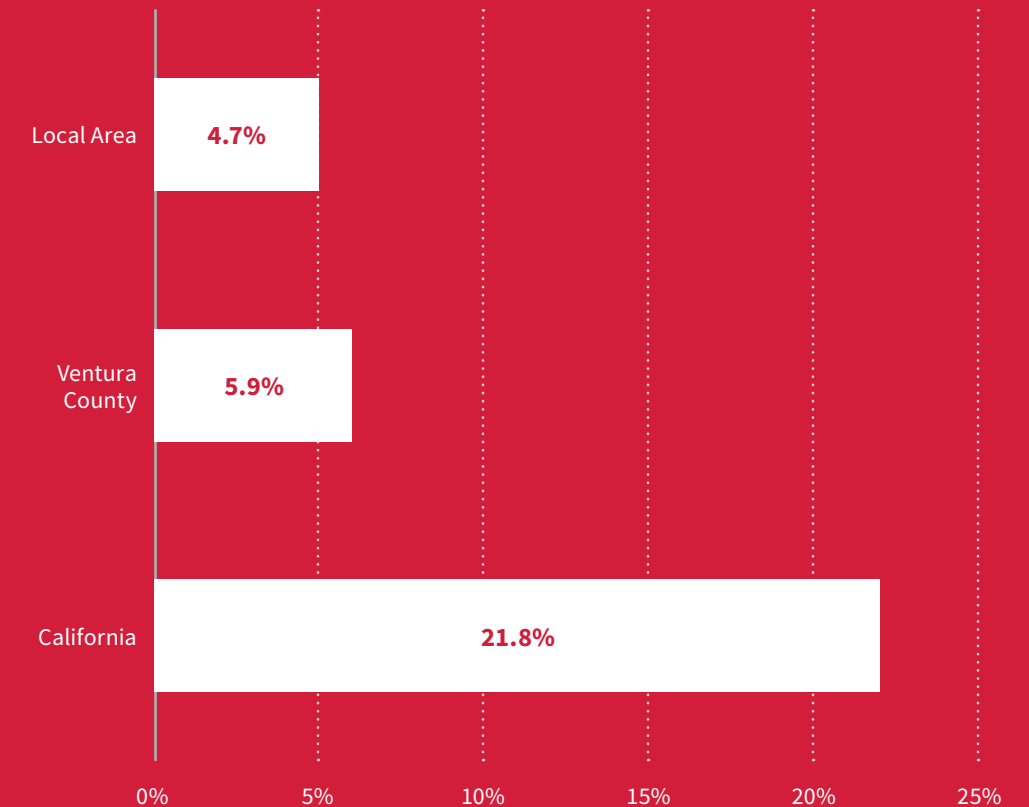
Operational spending goes toward products and services that are crucial to the University’s daily activities. For CSUCI during the 2016-17 fiscal year, this included spending on the various electronic, paper, cleaning and other goods and services purchased from retailers. It also included spending on machinery and other rental equipment that are necessary to maintain the campus, classrooms and labs. In addition, CSUCI paid for web design, server maintenance and other computer-related services.

- Direct expenditures in the Operational category totaled:
- **\$62.1 million in California**
 - **Including \$11.2 million in Ventura County**
 - **Of which \$7.0 million was in the Local Area**

Operational Spending
by region



Operational Expenditures
Percent of Total CSUCI-Related Spending by Region



Capital Improvement Expenditures

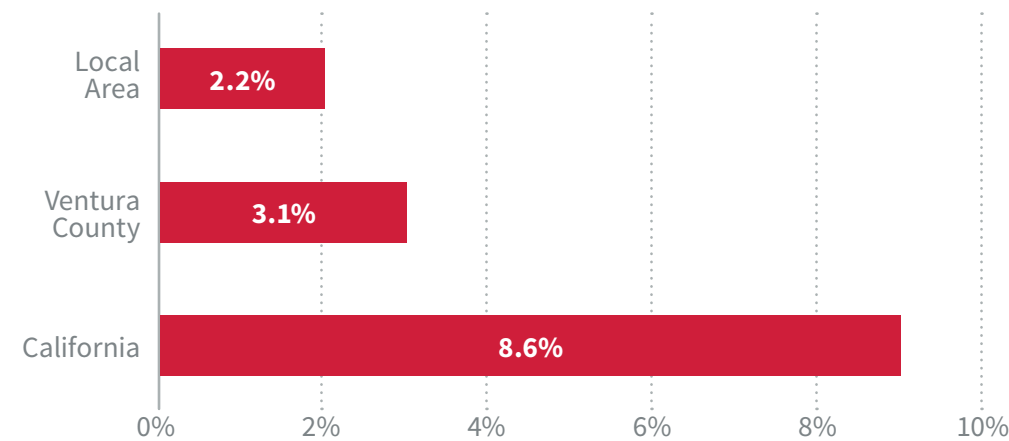
Capital improvement projects improve and expand a university’s capacity. Despite being a relatively young campus, CSUCI occupies facilities that existed on the grounds at the time it was established. As such, CSUCI undertook a limited number of projects during the 2016-17 fiscal year. These included continued work on Sierra Hall, which contains faculty offices, classrooms and labs; student housing construction; and expansion of the dining commons. There were also standard infrastructural upkeep projects such as heating, electrical and fire alarm system upgrades.

- Direct expenditures in the Capital Improvements category totaled:
- **\$24.4 million** in California
 - Including **\$5.9 million** in Ventura County
 - Of which **\$3.3 million** was in the Local Area

Capital Improvement Spending by region



Capital Improvement Expenditures Percent of Total CSUCI-Related Spending by Region



University Employee Wage Expenditures

As with education institutions in general, a sizable portion of spending by CSUCI during the 2016-17 fiscal year was employee compensation. This category includes salaries, wages and benefits for faculty, staff and student workers.

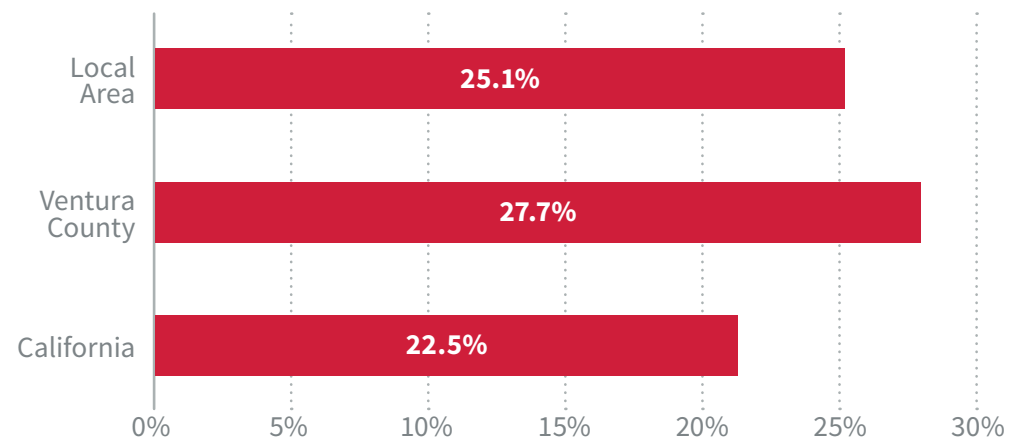
Direct expenditures in the University Employee Wage category totaled:

- **\$64.1 million** in California
- Including **\$52.8 million** in Ventura County
- Of which **\$37.7 million** was in the Local Area

Employee Wage Spending by region



Employee Wage Expenditures Percent of Total CSUCI-Related Spending by Region



Student Expenditures

Student spending was by far the largest spending category for all three regions during the 2016-17 fiscal year. This category comprises spending by students on housing, food, transportation and retail purchases.*

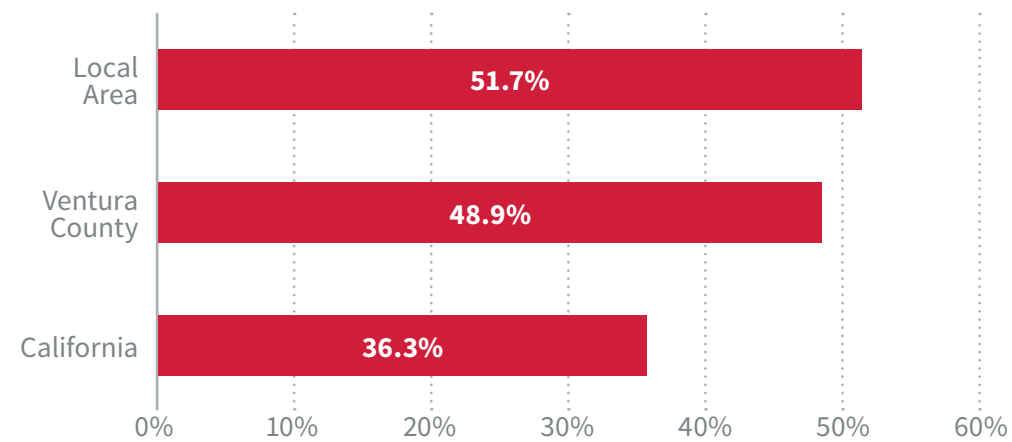
- Direct expenditures in the Student category totaled:
- **\$103.4 million** in California
 - Including **\$93.1 million** in Ventura County
 - Of which **\$77.6 million** was in the Local Area

Student Spending by region



Student Expenditures

Percent of Total CSUCI-Related Spending by Region



*Tuition is included in the university's Operational Expenditures category.



Outside Visitor Expenditures

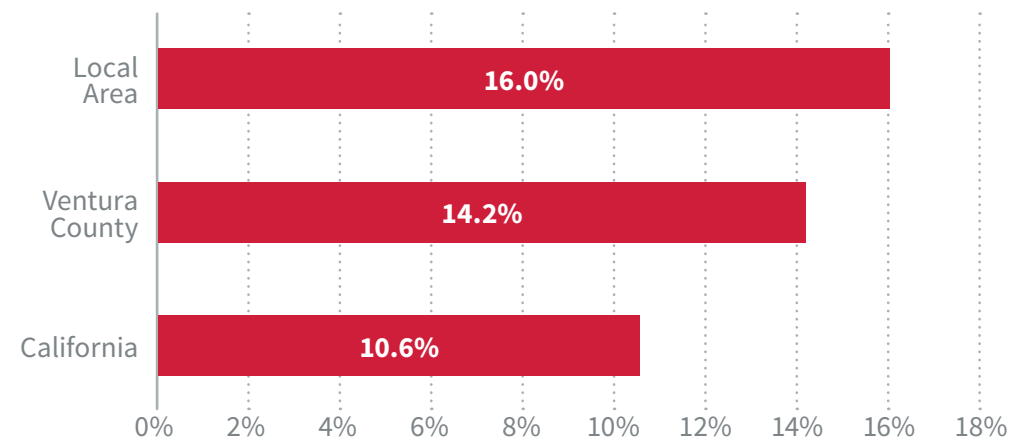
Throughout the year, thousands of people unaffiliated with CSUCI visit the University. Usually, these are friends and family members of students and faculty, alumni and prospective students and their families. They visit for events including campus preview days, degree-specific informational sessions, alumni workshops and speaker series. Like CSUCI students, these visitors contribute to the economy through spending on accommodations, local transportation, food and beverages, and entertainment.

- Direct expenditures in the Outside Visitor category totaled:
- **\$30.1 million** in California
- Including **\$27.1 million** in Ventura County
- Of which **\$24.1 million** was in the Local Area

Outside Visitor Spending by region



Outside Visitor Expenditures Percent of Total CSUCI-Related Spending by Region



Research and Development Expenditures

Research and development is an important part of the knowledge-building process at CSUCI, crucial to introducing new technologies and processes. As a part of the California State University System, the primary mission of the university is to produce graduates who earn Bachelor’s and Master’s degrees in a variety of fields, as well as graduates with Doctor of Education degrees. Even so, the University, its faculty, staff and students undertake important, valuable research each year. In the 2016-17 fiscal year, these projects included the Santa Rosa Island Research Station and the Student Research Conference sponsored by SAGE Publishing. CSUCI funded these research projects through grants awarded to the University. Because all research and development projects took place in the Local Area during the 2016-17 fiscal year, the state and county expenditure breakouts are equal to local spending.

- Direct expenditures in the Research and Development category totaled:
- **\$376,000** in California
 - Including **\$376,000** in Ventura County
 - Of which **\$376,000** was in the Local Area

Research and Development Spending by region



\$376,000
in California



\$376,000
in Ventura County



\$376,000
Local Area



Fiscal Expenditures

In addition to these significant economic impacts, CSUCI helped generate significant tax revenue for state, county and local coffers during the 2016-17 fiscal year. This revenue was generated through the purchase of goods and services related to the University's direct spending in the above-mentioned expenditure categories. Without CSUCI, these particular purchases would not have been made and the tax revenue would not have been generated. Therefore, CSUCI played an important role in helping raise funds for critical government operations in California, Ventura County and the Local Area.

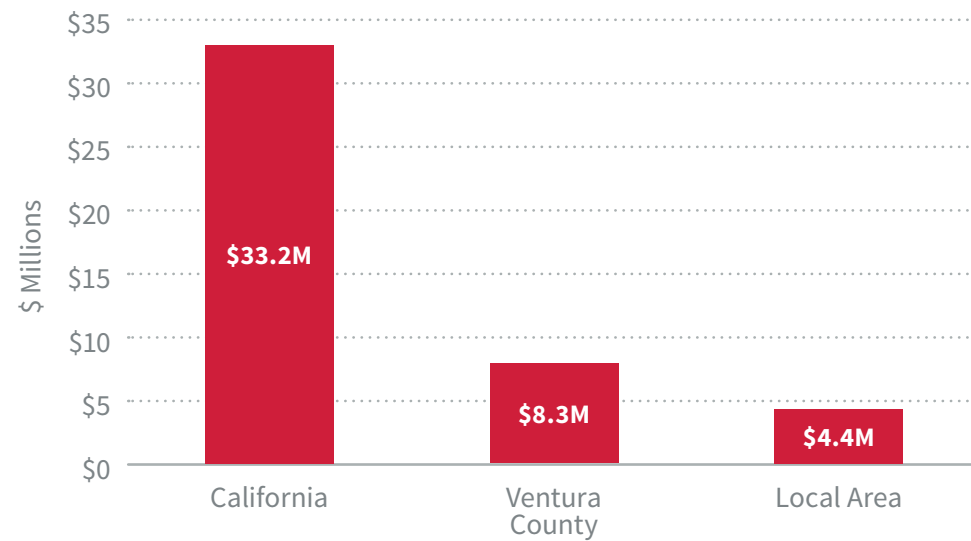
Direct Impacts

by region

Impact Type	California	Ventura County	Local Area
Sales Tax	\$11,479,000	\$972,000	\$714,000
Property Tax	\$9,459,000	\$6,614,000	\$3,361,000
Income Tax	\$6,253,000	-	-
Other Taxes	\$6,044,000	\$722,000	\$333,000
Total	\$33,235,000	\$8,308,000	\$4,407,000

Tax Revenue

by Region





CSU Channel Islands' Secondary Impacts

CSUCI's direct expenditures — from operations, capital improvement projects, employee wages, student and visitor spending, and research and development projects — had further impacts on the economies of California, Ventura County and the Local Area. In essence, these direct expenditures are “multiplied” throughout these economies, generating new employment, labor income and output beyond the initial spending.* This additional, secondary spending impact consists of two types: indirect and induced.

*For more on the multiplier effect, please refer to the Appendix of this report.

Indirect Impacts

Indirect impacts affect all of the businesses and organizations connected to CSUCI’s direct spending activity. For example, if the University buys printer paper from a retailer, this has a direct impact on the retailer and an indirect impact on the producer of the printer paper. Thus, CSUCI’s spending increases demand for printer paper, which indirectly increases revenue for paper producers. This process occurs in each industry that is indirectly tied to CSUCI’s direct spending.

During the 2016-17 fiscal year, CSUCI’s operations generated indirect impacts that:



Supported **570 jobs**, generated **\$36.7 million in labor income**, and spurred **\$103.2 million in output in California**



Including **390 jobs**, **\$18.5 million in labor income**, and **\$53.7 million in output in Ventura County**



Of which **280 jobs**, **\$13.5 million in labor income**, and **\$39.1 million in output were in the Local Area**

Indirect Impacts by region

Impact Type	California	Ventura County	Local Area
Employment (# of Jobs Supported)	570	390	280
Labor Income	\$36,695,000	\$18,533,000	\$13,548,000
Output	\$103,176,000	\$53,708,000	\$39,145,000

Induced Impacts

Induced impacts relate to the increase in employment and household spending activity that occurs because of the income changes in the directly and indirectly affected industries. For example, CSUCI’s direct purchases from a local retailer or other business cause employment and labor income to increase, which increases spending activity for those receiving that income. As that income-driven spending moves its way through the economy, it generates additional revenue for businesses, which in turn spend some of that revenue on wages, new workers or additional goods and services.

During the 2016-17 fiscal year, CSUCI’s operations generated induced impacts that:



Supported **800 jobs**, generated **\$44.3 million in labor income**, and generated **\$129.4 million in output in California**



Including **380 jobs**, **\$17.2 million in labor income**, and **\$52.6 million in output in Ventura County**



Of which **290 jobs**, **\$13 million in labor income**, and **\$39.5 million in output were in the Local Area**

Induced Impacts by region

Impact Type	California	Ventura County	Local Area
Employment (# of Jobs Supported)	800	380	290
Labor Income	\$44,256,000	\$17,163,000	\$13,017,000
Output	\$129,421,000	\$52,617,000	\$39,506,000

Below are the combined secondary impacts by region:

Secondary Impacts - Jobs Created
by region



1,370 Jobs
in California



770 Jobs
in Ventura County



570 Jobs
Local Area

Secondary Impacts - Labor Income
by region



\$80,952,000
in California



\$35,696,000
in Ventura County



\$26,565,000
Local Area

Secondary Impacts - Output
by region



\$232,596,000
in California



\$106,325,000
in Ventura County



\$78,651,000
Local Area

Summary of Economic Impacts

To summarize, CSUCI's direct spending activity resulted in a statewide impact of \$284.6 million on output, \$112.2 million on labor income and 2,400 jobs supported. In Ventura County, that included a \$190.5 million impact on output, \$64.7 million in labor income and 1,840 supported jobs. Of this, the direct impact on the Local Area was \$150.1 million in output, \$50.2 million in labor income and 1,470 supported jobs.

These direct impacts triggered subsequent indirect and induced impacts, together known as secondary impacts. In California, the secondary impacts generated \$232.6 million in output, \$81 million in labor income and 1,370 jobs supported. This included, in Ventura County, \$106.3 million in output, \$35.7 million in labor income and 770 supported jobs. Of this, in the Local Area, secondary inputs were \$78.7 million in output, \$26.6 million in labor income and 570 supported jobs.





CSU Channel Islands' Social Impacts

The economic and fiscal impacts that CSUCI has on the State, Ventura County and Local Area are considerable and demonstrate the University's multifaceted significance in the economy. But there are other benefits CSUCI provides to its students and the community. These include providing enhanced career opportunities for students, improving educational attainment and earnings in the region, and giving students access to transformative educational experiences through hands-on research. The following sections detail CSUCI's social impacts and describe their importance to students and the community.

Earnings by Educational Attainment

There is a clear linear relationship between educational attainment and earnings. In general, the more education an individual has, the greater his or her earning potential due to the increase in skills and knowledge obtained in college. Colleges and universities also help students build human capital through valuable internships, research opportunities, networks and mentorships between students, professors, and community leaders.

For example, in 2016 (the latest available data), median earnings for a Bachelor’s degree holder in Ventura County was \$61,900, while median earnings for residents with a graduate or professional degree was \$80,300 per year. Compared to those with less education, college-educated residents earned much higher incomes. A Bachelor’s degree holder earned nearly twice as much as someone with only a high school education, and nearly three times as much as someone with less than a high school education.

By providing access to first-rate higher education, CSUCI plays a major role in helping its graduates climb the income ladder, changing not only individual lives but also entire family trees. While the lifetime earnings of a college graduate are substantively greater than that of a non-college graduate, a college education represents far more than just an opportunity for increased earning potential. College-educated citizens have better health and are more likely to vote, volunteer and become engaged members of their community. In short, all society benefits from an educated populace.

Median Earnings by Educational Attainment

Ventura County, 2016

Educational Attainment	Annual Median Earnings
Less than High School	\$21,700
High School Diploma	\$31,400
Some College or Associate's Degree	\$41,000
Bachelor's Degree	\$61,900
Graduate/Professional Degree	\$80,300

Source: U.S. Census Bureau/American Community Survey, Calculations by Beacon Economics

In the same way that education increases earning potential, education improves employment opportunities. For example, in 2016, the unemployment rate among workers in Ventura County with at least a Bachelor’s degree was 3.3% — lower than the countywide average of 5%. The knowledge, skills and internship and work experience that individuals gain in college qualify them for more jobs. This human capital advantage among the college educated will become increasingly important as the economy becomes more automated and technology-reliant. Economists largely agree that the best thing an individual can do to prepare for the future economy is gain more relevant knowledge and skills. CSUCI specializes in teaching the critical thinking, problem-solving and communication skills that will allow students to thrive in the increasingly global and connected 21st century innovation economy.

Unemployment Rates by Educational Attainment

Ventura County, 2016

Educational Attainment	Unemployment Rate
Less than High School	5.0%
High School Diploma	5.0%
Some College or Associate's Degree	4.9%
Bachelor's Degree	3.3%
County Unemployment Rate	5.0%

Source: U.S. Census Bureau/American Community Survey, Calculations by Beacon Economics



Majors, Student-Faculty Ratio & Student Services

CSUCI offers 26 undergraduate majors at both the Bachelor of Arts and Bachelor of Science levels. Students have a variety of choices, ranging from liberal arts fields like anthropology, art and English, to STEM fields like chemistry, computer science and mathematics.

CSUCI's student-to-faculty ratio of 21:1 offers students better access to their professors than many universities, which is crucial to college success. The University also offers support through its Learning Resource Center. Here, students can receive free one-on-one tutoring in a variety of subjects, get help with homework and test preparation, and learn strategies to master essential concepts. There is even online tutoring offered for certain subjects to help accommodate students' busy schedules.

CSUCI is singularly committed to student success, as demonstrated through the numerous other services it provides. For instance, academic advising is available to any CSUCI student, either in a group setting or in a one-on-one session with an advisor. CSUCI also offers career counseling, resume review and graduate school admission advising services. Each semester, a variety of workshops help students achieve career goals and master new skills.

CSUCI also has an important presence in the Santa Barbara and Goleta areas, offering an MBA program, baccalaureate degrees in psychology and business, and a nursing bachelor's degree program in partnership with Cottage Health.

Other CSUCI services include programs specifically geared to first-generation and low-income college students. For example, the Educational Opportunity Program strives to help these students finish college and chart a new path in their family history. There are also programs and services to assist U.S. military veterans, students with financial needs, those coming from foster care and those with physical, learning or psychological disabilities. In short, CSUCI offers a wealth of resources to help students succeed in school so that they can succeed in their careers.



Internships

Another important part of a high-quality education is access to internships. CSUCI offers excellent internship opportunities to its students through the Henry L. “Hank” Lacayo Institute (HLI) Internship Program, which helps students obtain internships that align with their career goals. Each semester, 35-40 students are chosen to intern for up to 120 hours of paid work. This program also benefits local employers, which gain access to bright, talented and potential future employees.

Although the HLI internship program accepts only a limited number of students each semester, every CSUCI undergraduate has access to countless other internships through the Career and Leadership Development on campus. This Center offers numerous programs and services to help students obtain internships and jobs. The Dolphin CareerLink, for example, is a search portal connecting students to hundreds of full-time and part-time job listings, on-campus jobs and internships for private employers, government agencies and nonprofit organizations. The Center connects students with hundreds of other valuable job and internship databases. The Center will also help students build their resume, develop interview skills and practice salary negotiation.

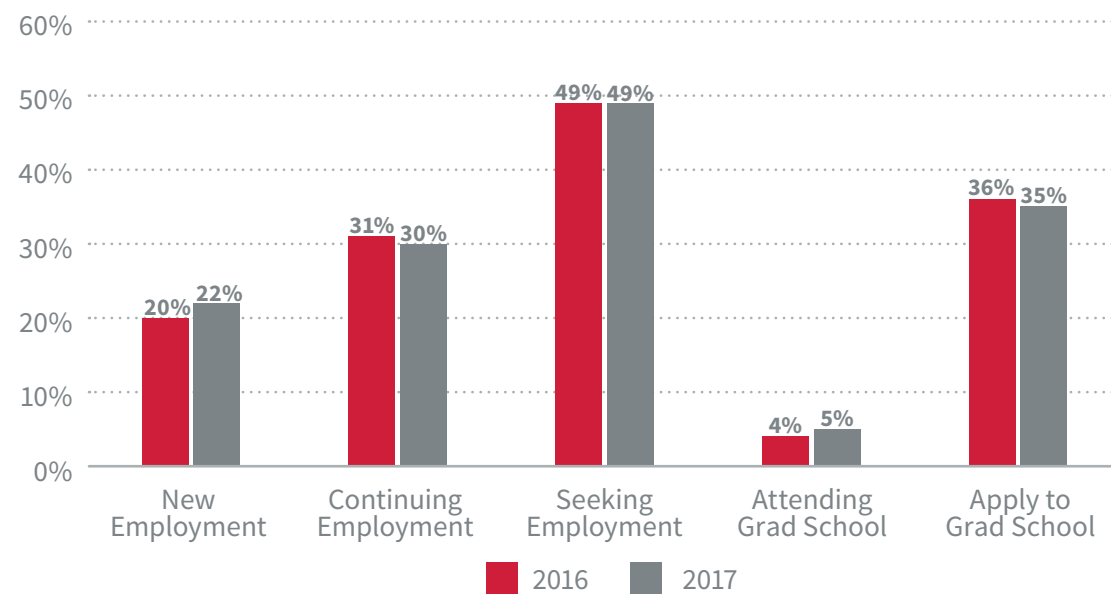


Some of the local employers in the region that have benefited from CSUCI interns over the 2016-17 school year include:

- Naval Surface Warfare Center, Port Hueneme Division
- The Trade Desk
- Farmers Insurance
- Surfrider Foundation
- Girl Scouts of California’s Central Coast
- GoldenBiotech, LLC
- Google
- New West Symphony
- PBS Biotech
- SAGE Publications, Inc.
- County of Ventura
- Stellar Biotechnologies, Inc.
- The Economic Development Collaborative of Ventura County
- ThinGap, LLC
- Ventura Investment Company

CSUCI's internship programs provide hands-on, real-world and transformative experiences to students. Indeed, many students go on to become full-time employees at the companies where they intern.³ The success of CSUCI's internship program has helped many students gain employment immediately after graduation, as indicated by the University's most recent post-graduation survey. Over half of CSUCI students surveyed either continued their employment or began new jobs after graduating. Moreover, 92% of graduates who secured new jobs reported they would work in Ventura County. This clearly demonstrates CSUCI's benefit to the local region by providing a flow of educated workers to the labor market.

Post-Graduation Plans



Source: CSU Channel Islands 2017 Graduating Senior Survey
 *Respondents were able to choose multiple answers.

³"Internships open opportunities." Channel Magazine — CSU Channel Islands. Accessed Feb. 20, 2018. <https://www.csuci.edu/news/channel/fall-2015/f-internship-opportunities.htm>.



Diversity & Representation

CSUCI has a diverse student body that is largely representative of the region. During the 2016-17 school year, 48% of the student body (including transfers and graduate students) identified as Hispanic or Latino/a, which reflected the demographic profile of college-age residents in Ventura County (about 51% Hispanic). Similarly, about 30% of the CSUCI student body identified as white, which closely aligned with the county’s student-age white population of 37%. Asian students made up 6% of CSUCI, which was spot on with the county share. Likewise, the share of black students was the same in CSUCI as it was for the county — 2%.

College-Aged Population by Race

Ventura County, 2016

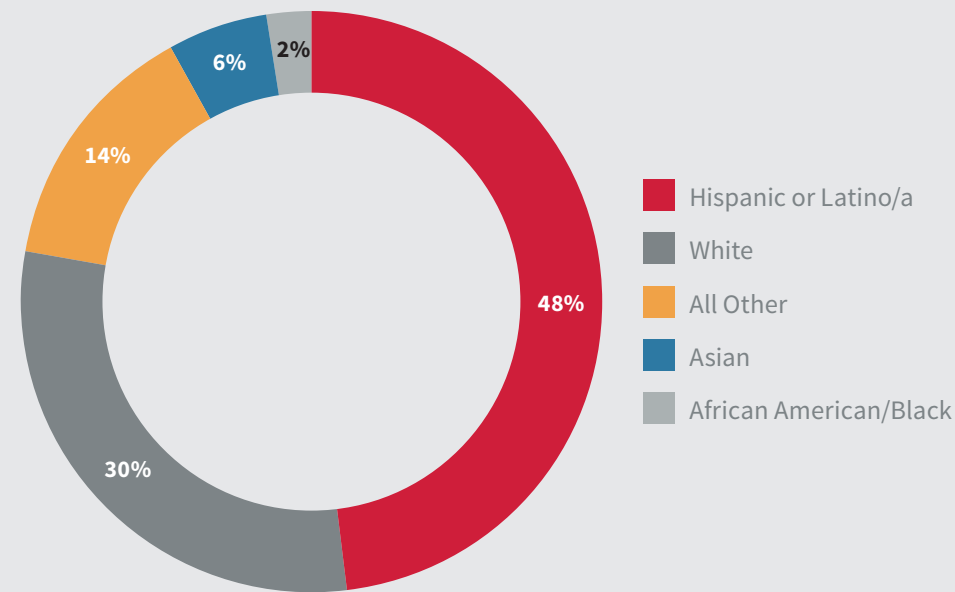
Race	18 to 22 Year Olds
Hispanic	51.4%
White	36.8%
Asian	6.2%
Black	2.1%
Two or More	2.4%
Other	1.1%

Source: U.S. Census, Calculations by Beacon Economics



Students

by Race / Ethnicity



Source: CSU Channel Islands

Undergraduates

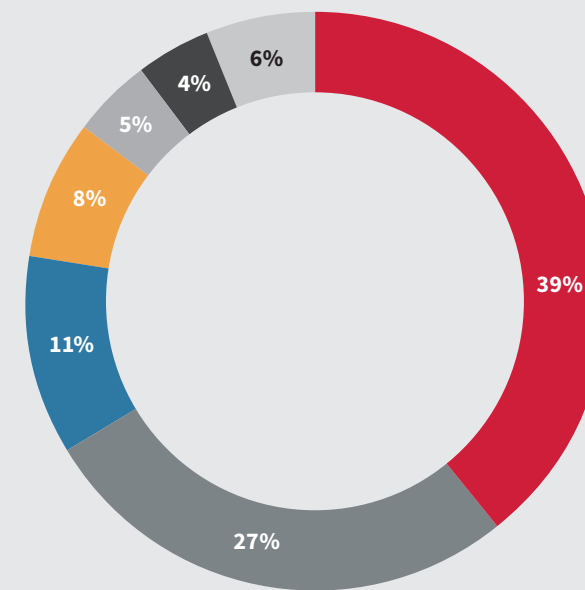
by Parent Education

Education Level	Count	Share
No High School	740	12.0%
Some High School	458	7.0%
High School Graduate	957	15.0%
% HS Graduate or Less	2,155	34.0%
Some College	1,099	17.0%
2-Year College Graduate	494	8.0%
% No 4 Year Degree	3,748	59.0%
4-Year College Graduate	1,378	22.0%
Post Graduate Studies	844	13.0%
No Parent Education Provided	362	6.0%

Source: CSU Channel Islands

First Time Freshmen

County of Origin



- Los Angeles
- Ventura
- Monterey & North
- Orange & Riverside
- San Diego & Imperial
- San Bernardino
- Other

Source: CSU Channel Islands

The CSUCI student body serves students primarily from nearby counties. During the 2016-17 school year, for example, 39% of new freshmen were from Los Angeles County, and 27% were from Ventura County. The rest came mostly from other counties near Ventura County. This shows that CSUCI is a valuable resource for the community, as it provides a quality education for those living nearby.

Perhaps CSUCI is most valuable to students who are among the first family members to pursue a college degree. For example, during the 2016-17 school year, 59% of undergraduates came from families with parents having no four-year degree. Indeed, 12% of undergraduates in the 2016-17 school year had parents with no high school education. In this way, CSUCI helps these students build a better life for their families, acquiring skills that will increase job opportunities significantly — a place where they can receive a good-quality education regardless of their background or family history.

Philanthropy & Service

CSUCI students do not just represent their communities, they also take time to serve their communities. For instance, through the CSUCI Center for Community Engagement alone, over 1,900 student representing 26% of the CSUCI total student population volunteered 48,000 hours in the community. During the 2016-17 fiscal year, students volunteered at several service events including the Veterans Day of Service and the Dr. Martin Luther King Jr. Day of Service. Students also helped to raise money for philanthropic causes. In all, about \$275,000 in philanthropic activity grants were generated during the 2016-17 fiscal year.

Research Opportunities

Perhaps some of the greatest opportunities for CSUCI students are in research. For the 2016-17 fiscal year, CSUCI received \$4.6 million in faculty research awards from a variety of government agencies, foundations and corporations. Moreover, over \$50,000 was awarded to 12 faculty members during this time by the Chancellor's Office. These funds support research, scholarship and creative activity (RSCA) projects and help raise the visibility of CSUCI.

An additional \$93,000 was awarded to faculty members through CSUCI's Faculty Development mini-grant program. These funds are used in a variety of disciplines, including chemistry, biology, computer science, English, Spanish and political science. Most important, the research projects often incorporate student researchers. These research opportunities provide hands-on learning experiences applicable to future jobs or graduate school.



Concluding Remarks

As the only public four-year university in Ventura County, CSU Channel Islands is a unique institution in the region. Its economic and fiscal impacts benefit the economies of the Local Area, Ventura County and the entire State. These impacts generate significant benefits in the form of increased employment, labor income and economic output. Moreover, CSUCI's operations generate millions in tax revenue — money that goes toward important public services.

As detailed in this report, the University's benefits go beyond its direct economic and fiscal effects, creating ripples of spending activity throughout the economy, generating multiplier effects, or secondary impacts. As a result, the total economic and fiscal impact that CSUCI has on these regions is much larger than any initial spending from the University, its students or its visitors.



CSUCI also has a significant social impact on these regions through the opportunities it provides to students and the surrounding community. CSUCI is representative of the region demographically, providing students of all backgrounds a high-quality education that can change their lives. Internship and research opportunities provide students with real-world experience that can be used to obtain a job or gain acceptance into graduate school. Students also benefit their communities through service learning, community service and philanthropic activity.

In all, CSUCI benefits thousands of people in the community — students and non-students alike. As CSUCI consistently offers an excellent educational experience to students in the years ahead, it will continue to make positive economic, fiscal and social impacts on these regions.

Appendix

Model Used for the Economic and Fiscal Impact Analysis

Multipliers are used by economists to explain how spending in a given industry affects industries down its supply chain, as well as the overall economy. For example, a multiplier might show how for every \$1 spent in a certain industry, an additional \$0.25 in economic activity is generated in the economy: a 1.25 multiplier.

Expenditures made on different types of goods and services can lead to different multipliers. Similarly, expenditures made in the same industry in different regions can generate different economic impacts. Why do multiplier effects differ across industries and regions? An expenditure can have a large multiplier if it induces economic activity in industries whose employees have a high propensity to spend their take-home pay. Also, if the regional industry does not import many materials from outside the region, its multiplier effect on the local economy will be high. On the other hand, if imports are high, the multiplier effect will be lower, as spending in the local economy “leaks out” into other regions.

The multiplier effects of these expenditures were estimated with the help of Version 3 of the IMPLAN modeling system. IMPLAN (which stands for Impact Analysis for Planning) is a widely used, industry standard input-output economic model owned by the IMPLAN Group. Within a specified timeframe, input-output models help elucidate the interactions that take place between a given economic agent or activity and the broader economy (or economies, if more than one region is studied). For this analysis, the timeframe is one year (the 2016-17 fiscal year) and the economic agent is CSUCI.

Impact studies operate under three key assumptions:

- 1. Any spending done by an economic agent in a given industry has a direct impact on that industry.**
- 2. There is a chain of indirect impacts on all other industries (the “supply chain”) whose outputs are used by the particular industry under observation.**
- 3. Employment and household spending activity increase as a result of the direct and indirect impacts, resulting in further positive economic effects, which are known as induced impacts.**

To illustrate these assumptions, consider the following scenario:

A university hires a developer to build a soccer stadium on campus. Construction workers need to be hired to build the stadium, thus causing a direct impact on the local construction industry. As a result, the lumber mills, accounting firms, restaurants and retailers that supply and service the construction industry see an increase in demand and output — indirect impacts. Because the number of construction jobs and earnings by construction workers have increased, these workers and their families in turn spend more money. The increases in spending by these workers and their families are induced impacts. This process repeats itself in all of the industries involved in building the soccer stadium, generating multiplier effects in the local economy that can be measured in the form of economic output, jobs, labor income or tax revenue.

Social Impacts

Beacon Economics also assessed CSUCI’s social impacts, or the positive quality-of-life impacts the University brings to the community. For this section of the report, Beacon Economics used data provided by CSUCI, along with publicly available demographic data from the U.S. Census Bureau’s American Community Survey.



Channel Islands
CALIFORNIA STATE UNIVERSITY

California State University
Channel Islands

—
1 University Drive
Camarillo CA, 93012

www.csuci.edu